

# **SPACES**

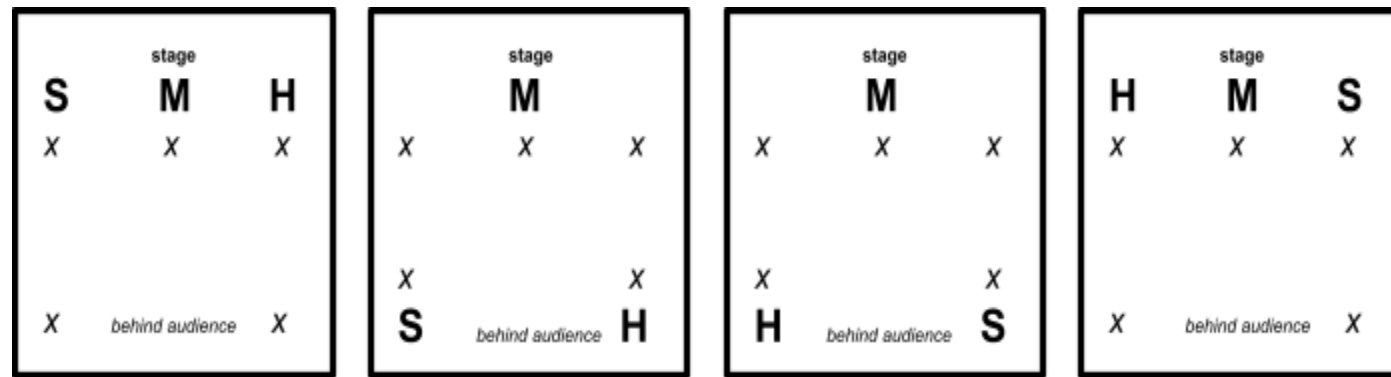
for horn, alto saxophone, and marimba

Daijana Wallace

**SPACES** (2019) | Daijana Wallace (1994) | Duration ≈ 12-18'

**SPACES** is a structured improvisation piece with a goal of providing the audience with a spatial listening experience. This work should start quiet (almost impossible to hear), gradually become more “adventurous” and “wandering”, and finish loudly. The musical gestures provided are a loose framework; feel free to add your own material that you think compliments the given gestures within the given dynamics (anything goes). An important note to be made is the saxophone and horn will be moving throughout the performance space. Please take your time moving through the performance space and if you are able, play and improvise along the way to your next placement. After reaching your new place, be

sure to make eye contact with the marimbist who cues the beginning and end of sections. The marimbist will keep track of time and will cue the saxophone and horn to move to their new positions. After about 5 seconds of reaching your place, the marimbist will cue the next section to begin. Marimbist, be creative with your cues; feel free to use a word/phrase, a physical gesture (loud stomp or clap), or feel free to incorporate a prop (i.e. referee whistle). Below is a schematic of where the saxophone and horn should move throughout the performance space:



(X indicate stand placement)

Each section is indicated by the horn and saxophone switching positions in the performance space and each section should be anywhere from 2:00-3:00 (with the exception the horn solo, which is about 1:00-1:30 in duration). The time that the saxophone and horn are moving throughout the performance space is excluded from the timed sections (please take your time moving throughout the performance space).

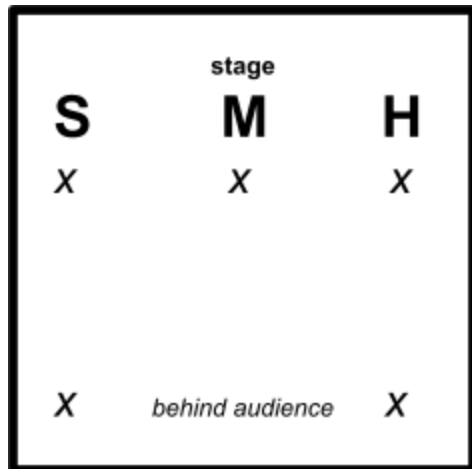
Materials needed:

- Extra stands (for placement around the performance space)
- Time keeping device for marimbist


# SPACES


Transposed Score


Daijana Wallace



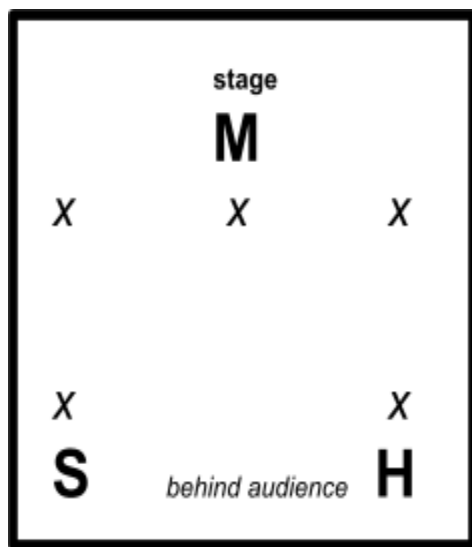
duration of section:  
2:00 - 2:30

Alto Saxophone  key clicks and arpeggios in any rhythm **pppp**

Horn in F  assemble horn; make "quiet" noise; warm up with air sounds **pppp**


Marimba  play anything you like with the stick end of the mallet (your choice of 2-4 mallets) **pppp**


MOVE TO NEXT POSITION. TAKE TIME AS NEEDED. CONTINUE PLAYING PREVIOUS GESTURES.








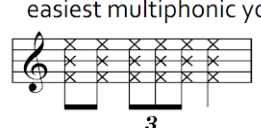
Duration of section:  
3:00 - 3:30 (left at the discretion of the marimbist)



**Saxophone:** feel free to add any other melodic gestures you find complimentary to the gestures provided. It is not necessary to play all of these gestures. Beware of the time restrictions.  
very expressive, *pp-mp* in dynamic

Hn.  play these pitches in any rhythm, octave stopped **pp**

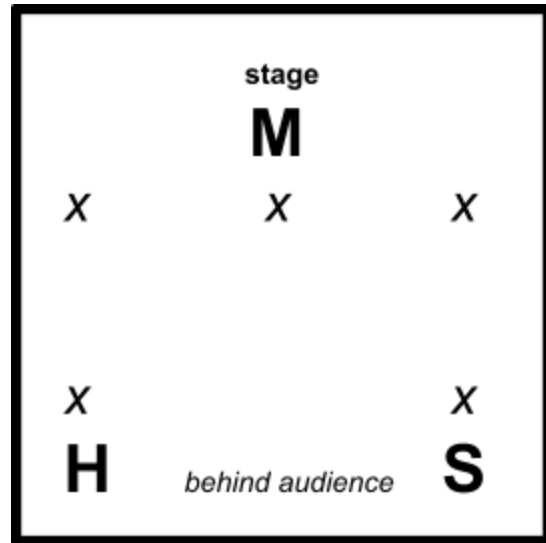
Mar.  play these pitches in any rhythm, octave 4 mallets, medium soft **pp**

Alto Sax.    


MOVE TO NEXT POSITION. TAKE TIME AS NEEDED. CONTINUE PLAYING PREVIOUS GESTURES.



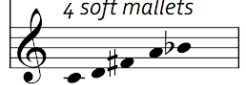
Duration of section:  
1:00-1:30 (whenever the horn solo ends)

**Horn:** feel free to start your solo anytime after the marimbist cues the start of this section. This is strictly measured, but feel free to add rubato where it feels appropriate.

Alto Sax. play these pitches in this exact range with varied rhythm and articulation (trills highly encouraged)  
*pp - mp*



Mar. play these pitches in this exact range with varied rhythm and articulation tremolos highly encouraged  
4 soft mallets  
*pp - mp*



Hn.  $\text{♩} = 86$   
*f*



rit. ----- a tempo  
*mf* *mp*



so smooth, like french silk  
*pp* *ppp*



*ff* *sempre ff*

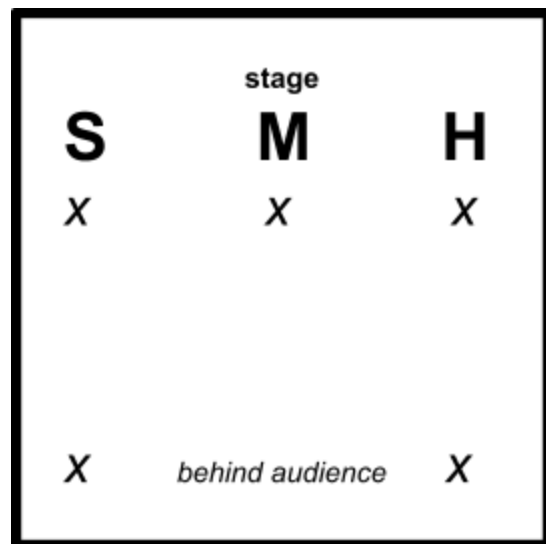


while moving to your next position, play a combination of the pitches below in any rhythm, octave, and articulation.

*mp* *p*



**MOVE TO NEXT POSITION. TAKE TIME AS NEED. CONTINUE PLAYING PREVIOUS GESTURES.**



Duration of section:  
3:00 - 3:30 before moving to the coda  
(left at the discretion of the marimbist)


**Marimba:** feel free to add any other melodic gestures you find complimentary to the gestures provided. It is not necessary to play all of these gestures. Be sure to cue the coda!  
very expressive, *mf-ff* in dynamic

**Saxophone and Horn:** Repeat ostinato until marimbist cues the coda. You can play the ostinato simultaneously, alternate every measure, or, alternate every two measures.


Alto Sax. 

Hn. 

Marimba  
4 mallets, graduated

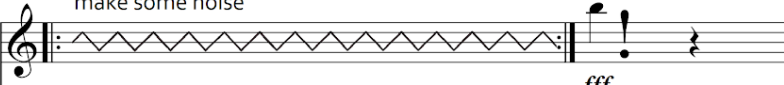


**\*\*this gesture is to only be played directly before the CODA\*\***  
steady, like a dripping faucet

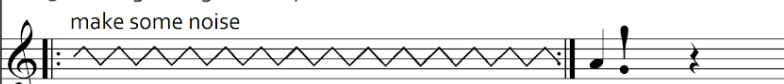


## CODA

3x (with growing intensity)  
make some noise

Alto Sax. 

3x (with growing intensity)  
make some noise

Hn. 

3x (with growing intensity)

Mar. 